



New features available with macOS Tahoe

Design

New Design

Liquid Glass

Combining the optical qualities of glass with a sense of fluidity, Liquid Glass forms the foundation of the new design. It reflects and refracts what's underneath it in real time, while dynamically transforming to help bring greater focus to your content. It makes what you do on iPhone, iPad, Mac, and Apple Watch even more delightful, from the Lock Screen and Control Center, to app icons, controls, and navigation.

Dynamic tools & navigation

Liquid Glass toolbars and navigation across apps like Mail, Notes, Messages and more bring more focus to your content.

Expanded context menus

When editing or formatting text the edit menu can be expanded into a vertical context menu to make finding the commands you need even easier.

Rounder windows

Windows on Mac now have a fresh new look with a rounder corner radius.

Light-tinted icons & widgets

Personalize your app icons and widgets with a lighter, colored tint. Choose a light tint to apply colors to icon and widget backgrounds, or a dark tint to apply colors to the glyphs and content against darker backgrounds. Or choose to switch between light and dark colored tints automatically based on whether Dark Mode is turned on or off.

Updated controls

Buttons, sliders, switches and other controls you use everyday come alive with Liquid Glass as you interact with them bringing joy and delight to even the simplest of interactions.

Liquid Glass Sidebars

Liquid Glass sidebars across apps like Safari, Apple Music, Podcasts and more bring more focus to your content and make your experience in apps feel more immersive than ever.

Updated menu bar

The updated design extends to the menu bar on macOS, which is now completely transparent and makes your Mac display feel even larger. System controls like Brightness and Volume seamlessly expand within the menu bar as you use them to keep the focus on your content.

Redesigned app icons

Crafted out of multiple layers of Liquid Glass, app icons get a fresh new look in light, dark and tinted looks.

Clear icons & widgets

Customize your app icons with a new, all-clear glass look. Choose to have the glass take on a light or dark appearance, or switch between the two automatically based on whether Dark Mode is turned on or off.

Control Center

All new controls

Many controls are coming to macOS for the first time, including setting a timer, tiling your windows, or running a shortcut.

Controls Gallery

The Controls Gallery shows all available controls that you can easily drag and drop straight into Control Center.

Controls for third-party apps

The Controls API is coming to macOS, enabling developers to not only bring over control from iOS and iPadOS, but also create all-new controls that are unique to macOS.

Rearrange and resize your controls

Arrange controls however you want in the redesigned Control Center on macOS. You can also tuck away any menu bar item into Control Center.

Controls in the menu bar

Place any control from the Controls Gallery directly into your menu bar for even easier access. You can even create a custom page of controls for easier access from your menu bar.

Personalization

Automatic app icon tinting

Choose for your app icons to shift colors automatically with Light and Dark Mode, in sync with the time of day.

Add emoji or symbols to folders

You can add an emoji or symbol to make your projects even more recognizable.

Change your default folder color

Change the default color of all your folders, including in Finder, in the Dock, and on your desktop.

Custom typeface on the Lock Screen

Choose from six different typefaces to give your Mac a distinctive and personal look before you even unlock it.

More prominent folder tagging

When you tint a folder in Finder, it will automatically tag the folder with that color, making it even easier to organize and search within your files.

TV app

New design

Enjoy a redesigned Apple TV app featuring Liquid Glass and new cinematic poster art that lets you see more titles at a glance.

Key Features

Live Translation

Automatically translate Messages¹

Automatically translate incoming texts, including group messages. Type your response in your preferred language, and it will be delivered to your friend in both the original and translated language.

Audio translation in Phone²

Translate a phone call you make or receive, using the More menu during a call. You can automatically hear the call recipient's words translated and spoken out loud in real time. You can also follow along with a transcription on your screen when you take a call on speaker.

Translated captions in FaceTime²

Follow along with translated captions that appear fluidly on your screen, while you can continue to hear your friend or family member's voice.

Genmoji

Combine emoji to make new Genmoji

Now, in addition to turning a text description into a Genmoji, you can mix together emoji to create something new. Like a sloth emoji and a lightbulb emoji for that moment when you're the last one in the group chat to get the joke. You can even combine emoji and Genmoji with text descriptions, so if you're inviting your friends over for karaoke night, you can mix a woman emoji with a microphone emoji and add a "sequined jacket."

Modify personal attributes

Change things like hairstyle and facial hair for the Genmoji that are inspired by people from your Photos library.

Add expressions

Select the perfect expression for your Genmoji of people, so you can make characters look happy, shocked, and so much more.

Image Playground

Add expressions

Select the perfect expression for your images of people, so you can make characters look happy, shocked, and so much more.

Integration with Messages Backgrounds

Create images for your Messages Backgrounds using Image Playground.

Modify personal attributes

Change things like hairstyle and facial hair for the images you make based on people from your Photos library.

Genmoji in Image Playground

Now you can create Genmoji right in Image Playground by selecting Genmoji as a style.

Phone

Phone app on Mac

Enjoy the Phone app from iPhone, now on Mac. It's all made possible thanks to Continuity, which lets you relay cellular calls through your nearby iPhone.

Unified layout

A unified layout brings together your Favorites, Recents, and Voicemails—so your most-used features are immediately available without having to switch views.

Contact Posters

Incoming calls on Mac feature stunning Contact Posters of your friends and family that look beautiful on the bigger screen.

Call Screening⁵

Screen incoming calls from unknown numbers. Call Screening picks up the call for you and asks for a name and reason for the call before the phone even rings. Make an informed decision on whether to pick up, decline, or ask for more information.

Live Reply⁵

Respond to a contact from the incoming call screen. Your response is spoken to the caller and they can provide additional information.

Familiar features from iPhone

The Phone app on Mac includes the familiar features from iPhone, including our latest updates like Hold Assist, Call Screening, and Live Translation. Conveniently access your synced content from iPhone too—like Favorites, Recents, and Voicemails—directly on your Mac.

Voicemail summaries³

Apple Intelligence powers new voicemail summaries that appear inline with your missed calls, so you can instantly see who reached out and what they said.

Hold Assist⁴

Keep your spot in line while you wait for a live agent using Hold Assist. Don't worry, once a live agent becomes available, the Phone app rings you to return to the call and lets the agent know that you'll be there shortly.

Unknown Callers list

Stay in control of who can reach you by opting in to the Unknown Callers filter. Screened calls from unknown numbers are placed in a new area of your call list and out of your way. Once you mark an unknown number as known, they can call or text you across Phone, FaceTime, and Messages.

Live Activities⁶

Live Activities

Live Activities from your iPhone nearby will now appear on your Mac in the menu bar, helping you stay on top of things that are happening in real time—such as a sports game, workout, ride share, or food delivery order.

iPhone Mirroring from a Live Activity

Pick up right where you left off by double-clicking on a Live Activity, and the app will open in iPhone Mirroring on your Mac.

Expanded Live Activities

With just a click, Live Activities seamlessly expand from your menu bar to show you more information—so you don't miss a beat.

Spotlight: Search

Intelligently ranked results

Spotlight now lists all result types like files, folders, and apps together and intelligently ranks them by relevance to you, making it easier and faster to find what you're looking for.

Filter searches by app, file type, folder, or file provider

You can now filter your search results by App, File type, Folder, or File provider, enabling you to scope down your searches and more easily find specific content.

Spotlight history

You can access your past Spotlight searches and actions simply by pressing the up arrow when Spotlight is open helping you revisit previous queries.

Search windows and tabs

Spotlight results now expand beyond your Safari history to include windows and tabs you currently have open, enhancing your ability to find active content.

Search content stored with third-party cloud services

Spotlight search results can now include content from third-party cloud services, allowing you to access your files stored on these platforms directly from Spotlight.

Quick website search

Perform quick website searches directly from Spotlight by typing the website name like YouTube or IMDb followed by Tab, enabling you to search sites with ease.

Screenshots

Easily get to your recent screenshots by typing `/screenshots` in Spotlight. You can further refine your search by searching for specific text within your screenshots.

Spotlight: Browsing

Apps

This new browsing view allows you to see all the apps on your Mac, organized into helpful categories, including suggested apps and even apps from your iPhone which you can launch via iPhone Mirroring. Press Command-1 or right arrow once to access it when Spotlight is open or click on the icon right from the Dock.

Actions

The Actions browsing view makes it easy to browse and take hundreds of system and app actions directly from Spotlight, enhancing your ability to get things done. Press Command-3 or right arrow three times to access it when Spotlight is open.

Files

This is a fast and easy place to get to recent files, complemented by intelligent suggestions of files based on your routines and what you're currently working on, putting your most relevant documents within easy reach. Press Command-2 or right arrow twice to access it when Spotlight is open.

Clipboard

You can now browse through text, images, links, and files you recently copied directly from Spotlight, providing a super helpful way to recall and reuse past copied content from your clipboard history. Press Command-4 or right arrow four times to access it when Spotlight is open.

Spotlight: Actions

Actions

Take hundreds of new system and app actions right from Spotlight, from creating an event to starting an audio recording, or even playing a podcast. Access them no matter which app you're currently working in, without even lifting your hands off the keyboard.

Actions from the menu bar

Items from the menu bar for the app you're currently working in are now searchable in Spotlight, which is great when you want to get more done directly from the keyboard.

Contextual awareness

Spotlight is now contextually aware, understanding elements like the app you're working in or text you've copied, enabling it to provide relevant suggestions and pass information to actions and shortcuts to help you get things done even faster.

Personalized and recent actions

Spotlight learns from your behavior across the system and provides personalized and recent actions with prefilled parameters as suggestions, helping you take frequent and personal actions even faster.

Quick keys

Quick keys are short strings of characters that help you get things done even faster in Spotlight by performing actions with just a couple of keystrokes, like typing "sm" to send a message or "ar" to add a reminder.

Shortcuts

Automations

Now you can run shortcuts automatically—at a specific time of day or when you take specific actions, like saving a file to a particular folder or connecting to a display.

Automations for battery level

Send yourself a notification if your battery is low and you have a meeting starting soon to make sure you're plugged in and ready to go.

Intelligent actions⁷

Intelligent actions in Shortcuts can summarize text, create images, or tap directly into Apple Intelligence models to provide responses that feed into your shortcut.

Intelligent actions: Image Playground

Create a collage of images from a list of bullet points all at once to quickly storyboard an idea.

Automations for files and folders

Run shortcuts when files or folders are updated. For instance, when a file is saved to your desktop, a shortcut can automatically move images to your Pictures folder and everything else to your Documents folder.

Automations for external displays

Trigger your Work focus when you connect to your monitor at your desk.

Intelligent actions: Writing Tools⁷


Summarize the key points from an entire folder of documents or your to-do list for the day in Reminders every morning.

Intelligent actions: Use Model⁷

An incredibly powerful new action taps directly into Apple Intelligence models and provides responses that feed into the rest of your shortcut. Create powerful shortcuts that compare an audio transcription to typed notes, organize documents by their contents, extract information from a PDF and add key details to a spreadsheet, and more.

Messages

Backgrounds

Make your conversations feel more personal with Backgrounds for everyone in the conversation to enjoy. Select from dynamic built-in options like water or aurora, choose any of your own photos, or create one with  Image Playground.

Polls⁷

Send polls to friends and family over iMessage to find out everyone's availability or preference for dinner. Apple Intelligence can even detect when a poll might come in handy and suggest one. Polls display votes as they come in live.

Typing indicators in groups

Know exactly who is about to chime in with typing indicators in groups.

On-device spam protection

On-device spam detection filters out spam from your conversations list. With a model that updates and incorporates user feedback, it offers the latest protection against unwanted messages.

Allow Notifications

Select with type of messages—Time Sensitive, Personal, Transactions or Promotions—from unknown senders you want to be notified for. Messages in the selected categories will show notifications and appear in the main conversation list for 8 hours.

Block a contact from Conversation Details

Block a contact right from Messages by going to the Conversation Details view.

Redesigned conversation details

Easily navigate everything that's been shared in a conversation with distinct sections for contact info, photos, links, location, and more.

Improved search⁷

Search with more natural language, like "photos of mom during our June trip to the beach." Search will also show results based on related terms to what you typed, like texts about the beach or ocean when you type "sand."

Add Contact button in groups

Easily add new contacts in groups with the Add Contact button right in the conversation next to the unknown number.

Screen unknown senders⁹

Opt in to stay in control of who can reach you. Screened messages from unknown numbers are placed in a new area of your conversation list and out of your way. Once you approve a screened number, they can call or text you across Phone, FaceTime, and Messages.

Draft Filter

Find your unfinished messages all in one place. Drafts are organized by conversation and can be quickly reopened for easy editing and sending.

Music	<p>AutoMix Like a DJ, AutoMix seamlessly transitions from one song into the next, using time stretching and beat matching to deliver an even more seamless listening experience.</p>	<p>Music Pins Elevate your most-loved music to the top of your library for easy access.</p>
Safari	<p>Liquid Glass toolbar The new rounded tab design floats gracefully in the tab bar while web page content flows underneath the toolbar while you browse.</p> <p>Expanded privacy protections Advanced Fingerprinting Protection, which was previously limited to Private Browsing, now protects all browsing in Safari. It obscures browser and device data that can be used to create a digital fingerprint of users.</p> <p>Safari Web Extension Packager Web extension developers can now package their web extension without using a Mac or Xcode. Simply upload a ZIP file with your extension to App Store Connect to have it converted for you and packaged up for testing and publishing to the App Store.</p>	<p>Refreshed sidebar The refreshed sidebar includes new sections to help you more easily find your saved content, like iCloud Tabs and Recently Saved.</p> <p>Picture-in-Picture updates You can now more easily move a video into PiP right from the Page Menu. You can also skip the video forward and back, and, where supported, skip ads directly from PiP.</p>
Gaming	<p>Game Overlay With a simple click, adjust settings, connect with friends, and check out the latest updates from the Games app, all without leaving your game. You're always just a tap away from what you need mid-game.</p> <p>Low Power Mode while gaming Extend your gaming sessions with Low Power Mode, now supercharged to work great while gaming.</p> <p>Faster installs from the Mac App Store Jump right into your games, now that games on the Mac App Store install more quickly.</p>	<p>MetalFX Frame Interpolation and Denoising Your games will look smoother with MetalFX Frame Interpolation, which game developers can use to deliver higher and more stable frame rates. And MetalFX Denoising enables incredible realism by improving the quality of ray-traced and path-traced effects.</p> <p>Upcoming Mac games Including Sniper Elite 5, Into the Dead: Our Darkest Days, Architect: Land of Exiles, Crimson Desert, EVE Frontier, Infinity Nikki, Neverness to Everness, Lies of P: Overture, InZOI, Where Winds Meet, Hitman: World of Assassination, Cronos: The New Dawn, Starsand Island, Harold Halibut, and Blue Prince.</p>

Apple Games

Gaming Hub

Explore what's new across all your games—including the latest activity from your games and what your friends are playing, so you never miss a moment.

Game Library

Access your entire game library, including new and past downloads from the App Store, and launch when you're ready to play.

Challenges

Play and compete with friends in challenges, track scores in real time, crown a winner, and have a rematch. See what they're playing, and jump into games together.

Personalized Recommendations

Get recommendations of new games tailored just for you, based on the games you love to play.

Even More

Accessibility

Magnifier on Mac

Magnifier is coming to Mac for users with low vision to zoom in on their surroundings like a screen or a whiteboard using a connected camera, apply image filters so items are easier to see or read, and even change perspective when viewing presentations or books from an angle.

Name Recognition¹⁰

For users who are deaf or hard of hearing, Name Recognition can notify them if their name is being called.

Braille Access¹¹

A powerful new way for Braille users with connected displays to interact with their Apple devices. With Braille Access, users can quickly take notes, read documents, access Live Captions, launch apps, and perform various other tasks effortlessly.

Accessibility Nutrition Labels

Learn about accessibility features for apps and games in the App Store with Accessibility Nutrition Labels. Features appear on the product page and include VoiceOver, Voice Control, Larger Text, Sufficient Contrast, Reduced Motion, captions, and more.

Vehicle Motion Cues on Mac⁹

For users who want to use their MacBook as a passenger in a moving vehicle, these customizable animated dots can help reduce motion-sickness.

Screen sharing with Accessibility settings

Use accessibility settings including VoiceOver while screen sharing with another Mac in Apple Remote Desktop or the Screen Sharing app.

Accessibility Reader¹²

A new, systemwide reading mode is designed to make text easier to read for users who are blind, have low vision, or have other disabilities affecting reading. Use Accessibility Shortcuts to launch Accessibility Reader from any app to view text in a custom format or have it read aloud.

Faster and easier Personal Voice creation¹³

For users at risk of losing their ability to speak, Personal Voice uses on-device intelligence to create a smoother, more natural-sounding voice in less than a minute, using only 10 recorded phrases.

Apple Music

AutoMix

Like a DJ, AutoMix seamlessly transitions from one song into the next.

Pin Music to Your Library

Elevate your most-loved music to the top of your library for easy access.

Clock

Custom Snooze

Change the amount of time you can snooze an alarm, from 1 minute to 15 minutes.

FaceTime	<p>Reimagined landing page Celebrate the people who matter most to you with an all-new reimagined FaceTime landing page. The sleek, tiled design features beautiful and personalized Contact Posters of your recent callers. Video messages play as you scroll too, letting you preview special moments you may have missed.</p> <p>Unknown Callers list Stay in control of who can reach you by opting in to the Unknown Callers filter. Screened calls from unknown numbers are placed in a new area of your call list and out of your way. Once you mark an unknown number as known, they can call or text you across Phone, FaceTime, and Messages.</p>	<p>More button Click the new More button to quickly access delightful experiences and useful features on your FaceTime calls, like SharePlay, screen sharing, and Live Translation.</p>
Files	<p>Apple Sparse Image Format Create virtualized disk images with a virtualized file format that can be formatted to any kind of file system.</p>	
Freeform	<p>Updates to Image Playground Use new styles from customize attributes in images of people, and more.</p> <p>Recently Added Add scenes to jump to regions of the board, send a copy of your board to others, and more.</p>	<p>Improved Writing Tools Experience Text edits made with Apple Intelligence appear in place in your document.</p>
Home	<p>Adaptive Temperature¹⁴ Set your thermostat to automatically adjust when you're at home, when you leave your house, or when you're away for an extended period of time.</p>	
Journal	<p>Journal on Mac Now on Mac for the most comfortable writing experience, Journal makes it easy to capture and write about everyday moments and special events using photos, videos, audio recordings, places, and more. Entries sync between devices using iCloud.</p> <p>Multiple Journals Keep your entries organized by creating multiple journals for different aspects of your life, and add a custom name and icon for each.</p>	<p>Flexible Layout Customize the layout of your journal entries by adding photos, videos, drawings, and other attachments seamlessly within the text you write.</p> <p>Map View A beautiful map view shows entries based on their location so you can see entries written at a specific place or find entries you made nearby.</p>

Insights

The updated insights view shows a highlighted photo for each month on the calendar.

Keyboards

Arabic Transliteration keyboard

Support for Arabic transliteration
Keyboard that lets you type words phonetically in English and converts it to Arabic.

New Zealand keyboard layout

New layout includes access long vowels (ā ē ī ō ū) to make it convenient to type in both English and Māori.

Maps

Visited Places

If you choose to allow your iPhone to detect the places you visit, you can then view or search your visited places on your Mac, directly from the Maps places library. Visits are built with privacy in mind, cannot be accessed by Apple, and can be easily removed with just a swipe.

Available in select regions

Improved sharing

A short new <https://maps.apple> URL makes sharing places and Guides with family and friends easier than ever.

Natural Language Search¹⁵

Search the way you talk with support for questions like “find cafes with free Wi-Fi” to help you find great new places to visit for your next day out on the town.

Notes

Call transcripts

Capture a FaceTime audio or phone conversation as text and audio, then view a summary of the call.

Markdown Export and Import

Save and download your notes as Markdown files, or import Markdown formatted files.

Passwords

Password history

View a timeline of changes you’ve made to an account in Passwords, including a history of past passwords and generated strong passwords.

Photos

Pinned Collections

Add the collections you use most and access them with just a click on the sidebar.

Hide the sidebar

Choose to hide the sidebar when you want to let your photos fill the screen.

Relevant video thumbnails in search results

Search results for a video display the matching frame so you can quickly find the video you’re looking for.

Sort and filter




Quickly find what you’re looking for with filtering and sorting options in all views.


Customize the Collections view

In addition to customizing the order of Collections and the items that appear in Pinned Collections, you can now adjust the size—choose from larger tiles, a denser layout, or an option that emphasizes the top row.

Photos Widget in full color

Choose to show photos in full color on the Desktop.

Podcasts	More Custom Speed Settings Find the perfect listening speed, with options from 0.5x to 3x, and save your preferred setting for each show.	
Protecting Kids Online	Communication Requests Parents can now approve requests from their kids to communicate with new phone numbers—all from a single tap in messages.	Communication Safety Shared Albums in Photos and live FaceTime calls will now detect and blur out nudity to further protect children's communications.
	Age-appropriate experiences in apps Parents can enable their kids to share their age range with third-party apps, allowing them to view content and access age-appropriate features when using the app.	App Store App age ratings expand to include two new ratings and the updated product pages will provide additional details on the content and features that exist within an app. Parents can also grant an exception to allow their child to download an app that exceeds their age rating.
Reminders	Suggested Reminders⁷  With Apple Intelligence, Reminders can now review an email, website, note, or other text on your device to find the most relevant tasks or grocery items from what you're looking at. Easily pull ingredients out of a recipe in Safari, or get key action items from meeting notes. Just share text or a page to the Reminders App to quickly get suggestions from context.	Auto-Categorize⁷  Automatically categorize your reminders into tidy sections within a list. With Apple Intelligence, reminders will group themselves into related topics like “work” or “errands” to make them more manageable.
	Quick Reminders Quickly create reminders by typing them into Spotlight. It's a perfect tool to make a reminder on the go without interrupting your workflow.	Time Zone Support Individual reminders can have a time zone selected for them. You can also select a time zone display setting for the app.
Siri	Siri product knowledge: Device and context awareness⁷  When offering you product knowledge, Siri now takes your on-screen and on-device context into account, including information about your settings, model, and software.	

Software Update	Software Update Gallery When upgrading from macOS Sequoia 15.6 to the next major release of macOS, you can now learn about the upcoming features from a beautiful new gallery.	
Settings	Centralized Blocked List in Settings Manage your blocked contacts for all of your communication apps in Settings.	New Battery UI Learn even more about how your daily usage patterns and most frequently used apps consume battery with all new Battery UI designed to put all the information you need at your fingertips.
Terminal	New themes Customize your shell with a look and feel that fits your personality, including all new Clear Light or Clear Dark themes, inspired by Solarium. Powerline glyphs With built-in support for Powerline glyphs, you can now add informative status bars and prompts to your experience.	New fonts With 24-bit color support, your commands now have over 16 million color choices.
Writing Tools	Improved formatting support in Writing Tools  Writing Tools can preserve and output rich text and formatting like bold, links, headings, inline images, bullet points, and tables.	

*Coming in an update later this year.

- ¹ Live Translation in Messages is available in English (US, UK), French (France), German, Italian, Japanese, Korean, Portuguese (Brazil), Spanish (Spain), and Chinese (Simplified) on Apple Intelligence-enabled iPhone, iPad, or Mac. For more details on Apple Intelligence feature and language availability and system requirements, see <http://support.apple.com/en-us/121115>
- ² Live Translation in Phone and FaceTime is available for one-on-one calls in English (US, UK), French (France), German, Portuguese (Brazil), and Spanish (Spain) on Apple Intelligence-enabled iPhone, iPad, or Mac. For more details on Apple Intelligence feature and language availability and system requirements, see <http://support.apple.com/en-us/121115>
- ³ Voicemail summaries are available in English (Australia, Canada, India, Ireland, New Zealand, Singapore, South Africa, UK, U.S.), French (Canada, France), German (Germany), Japanese (Japan), Korean (South Korea), Portuguese (Brazil), and Spanish (Mexico, Spain, U.S.) when Apple Intelligence is enabled on a compatible iPhone, iPad, or Mac. For more details on Apple Intelligence feature and language availability and system requirements, see support.apple.com/en-us/121115
- ⁴ Available in English (Australia, Canada, India, Singapore, UK, U.S.), French (France), German (Germany), Japanese, Mandarin Chinese (China mainland), Portuguese (Brazil), and Spanish (Mexico, Spain, U.S.).
- ⁵ Available in Cantonese (China mainland, Hong Kong, Macao), English, French (Canada, France), German (Germany), Japanese, Korean, Mandarin Chinese (China mainland, Macao, Taiwan), Portuguese (Brazil), and Spanish (Mexico, Puerto Rico, Spain, U.S.).
- ⁶ Available on Mac computers with Apple silicon and Intel-based Mac computers with a T2 Security Chip. Requires that your iPhone and Mac are signed in with the same Apple Account using two-factor authentication, your iPhone and Mac are near each other and have Bluetooth and Wi-Fi turned on, and your Mac is not using AirPlay or Sidecar.
- ⁷ Apple Intelligence is available in beta. Some features may not be available in all regions or languages. For feature and language availability and system requirements, see support.apple.com/en-us/121115
- ⁸ Screen unknown senders is on by default in China, India and Brazil.
- ⁹ Available on Apple Silicon MacBooks
- ¹⁰ Available on Apple Silicon Macs
- ¹¹ Braille Access requires a connected braille display. The Live Captions feature is available in Cantonese (China mainland, Hong Kong), English (Australia, India, Singapore, UK, U.S.), French (Canada, France), German (Germany), Japanese, Korean, Mandarin Chinese (China mainland), and Spanish (Mexico, Spain, U.S.).
- ¹² Available in Arabic, Basque, Bengali (India), Bhojpuri (India), Bulgarian, Cantonese (Hong Kong), Catalan, Croatian, Czech, Danish, Dutch (Belgium, Netherlands), English (Australia, India, Ireland, Scotland, South Africa, UK, U.S.), Farsi, Finnish, French (Belgium, Canada, France), Galician, German, Greek, Hebrew, Hindi, Hungarian, Indonesian, Italian, Japanese, Kannada, Kazak, Korean, Lithuanian, Malay, Mandarin Chinese (China mainland, Taiwan), Marathi, Norwegian, Polish, Portuguese (Brazil, Portugal), Romanian, Russian, Slovakian, Slovenian, Spanish (Argentina, Chile, Colombia, Mexico, Spain), Swedish, Tamil, Telugu, Thai, Turkish, Ukrainian, Valencian, and Vietnamese.
- ¹³ Personal Voice can only be used to create a voice that sounds like the user on device, using their own voice, and for their own personal, noncommercial use. Available in English (US), Mandarin Chinese (China mainland), and Spanish (Mexico) on devices that support Apple Intelligence
- ¹⁴ Requires a home hub, such as Apple TV or HomePod and a compatible Matter thermostat. Users must be using the latest version of Apple Home and have location services enabled for Home app and Home Accessories.
- ¹⁵ Available in beta in Australia, Canada, Malaysia, Switzerland, UK, and U.S.